

# Pre Built Endura Craft Railing

Pre-built Endura Craft Railings are available in a variety of styles to match your porch and deck design. The top and bottom rails are made of pre-finished weather resistant cellular PVC with a wood or aluminum insert.

## Warranty

We warrant that for 25 years the Endura Craft Railing is free from defects in material and workmanship. The factory applied top coat (paint) is warranted for 10 years.

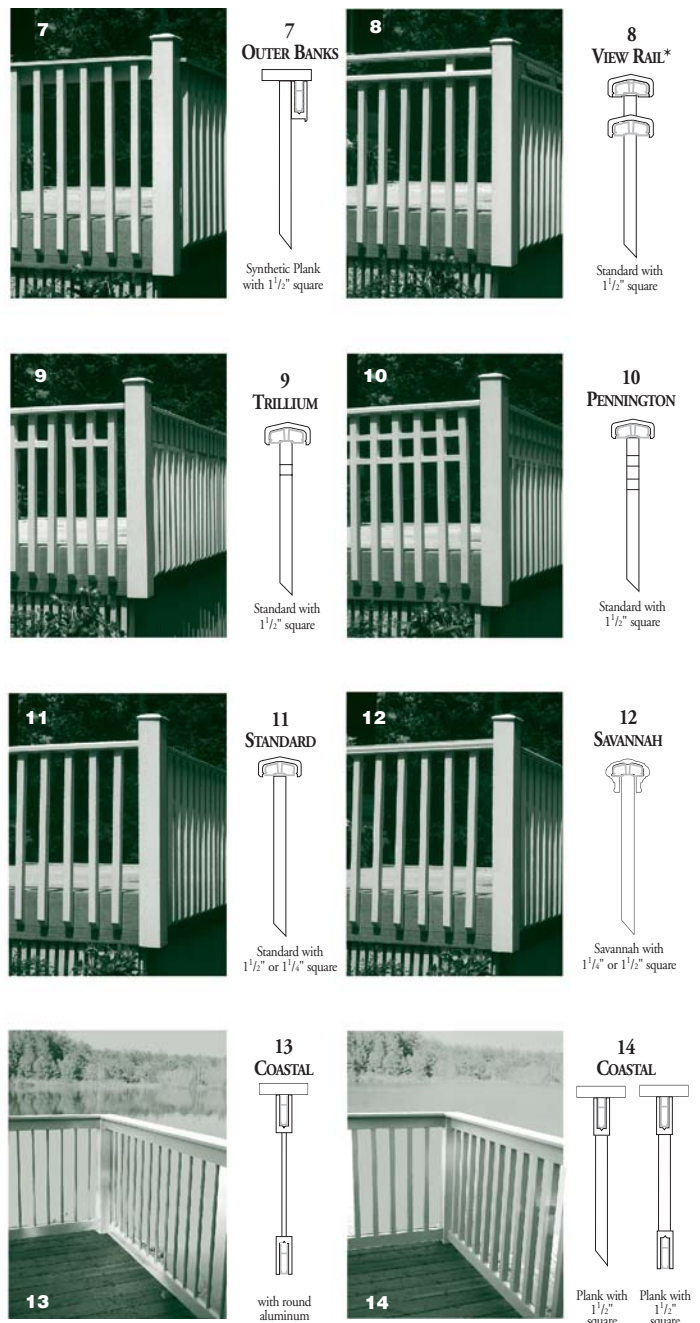
We will repair or replace any Endura Craft Railing which has failed as a result of defective materials or workmanship of Endura Craft. Installation cost not included.

## Porch Railing



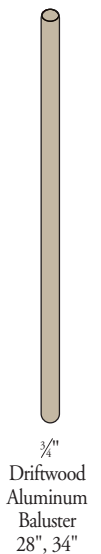
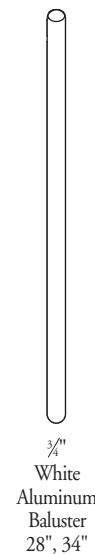
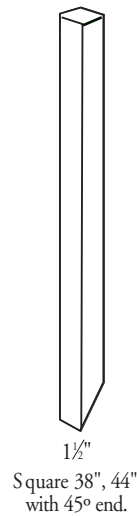
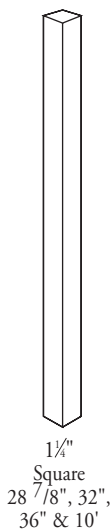
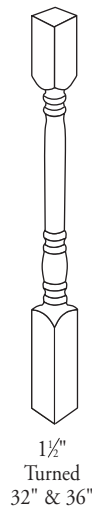
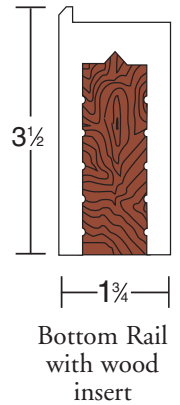
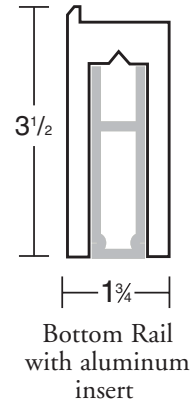
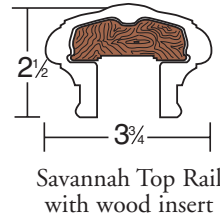
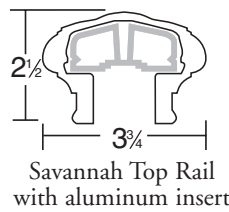
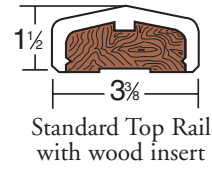
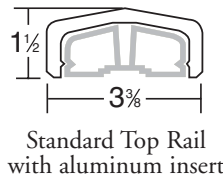
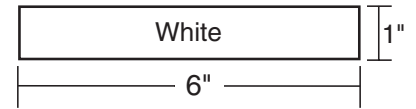
All rail sections suitable with columns (as shown) or PermaPost

## Deck Railing

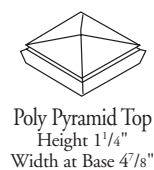





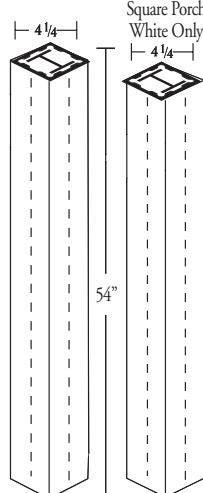
The top rail, bottom rail and balusters are available in pre-finished white. They are made from weather resistant cellular PVC. The balusters are also available in round aluminum.



### NEWELS AND TOPS



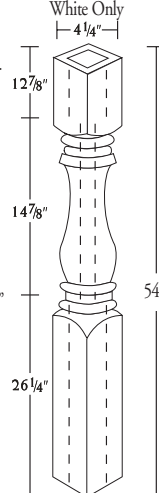
Square Deck - White



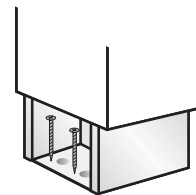
Square Porch  
White Only



Chesterfield  
White Only



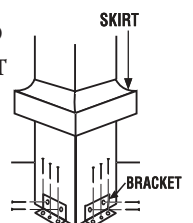
### PERMA-SQUARE NEWEL FASTENING KIT



Fastening Kit  
included with  
every Aluminum  
Core Newel.  
Comes complete  
with screws  
and bolts for  
attaching to wood  
or concrete  
substrate.

### CHESTERFIELD FASTENING KIT

Each kit comes  
complete with skirt,  
brackets, and  
TapCon screws for  
wood or concrete  
substrates.



# Three Ways to Order Endura Craft Railing...

## 1. PRE-BUILT SECTIONS

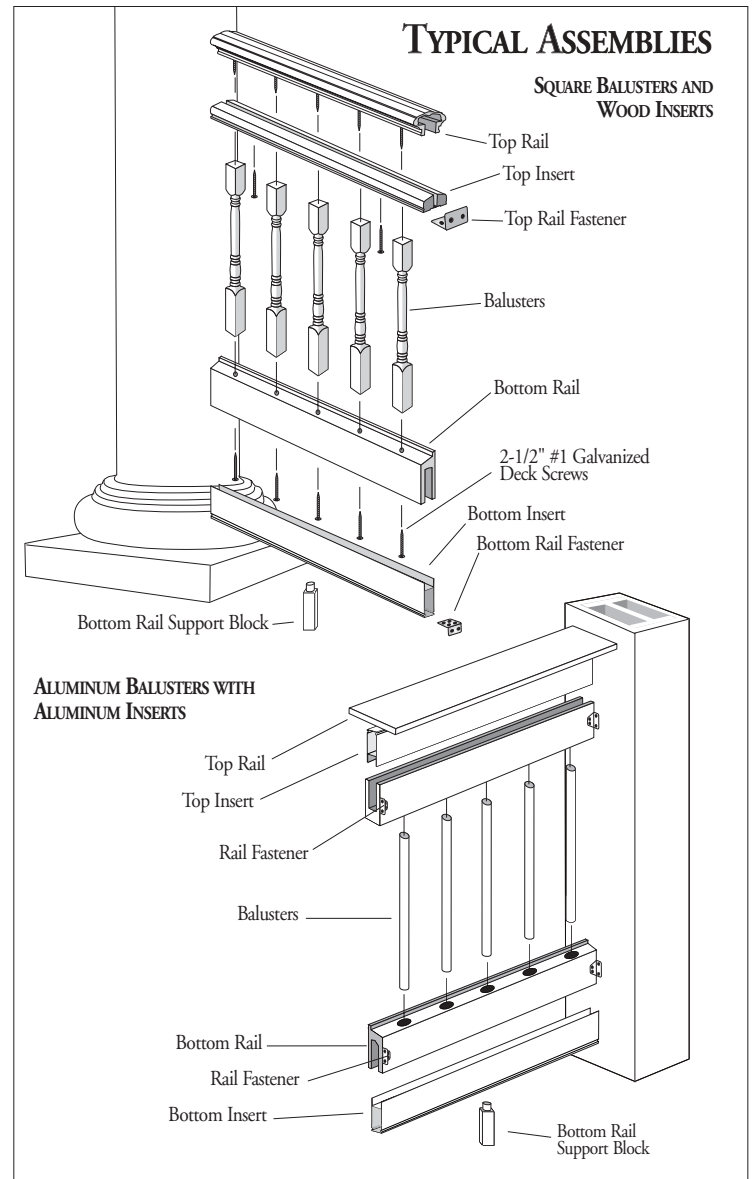
- Shipped factory assembled
- Easy to install
- Everything needed to install is included
  - How to order
    - Choose length – 4', 6', or 8' sections
    - Choose desired style from page
    - Note rail height (36" or 42")
    - Specify wood or aluminum insert
- Onsite trimming ensures exact fit

## 2. DO-IT-YOURSELF KIT

- Choose (8' Savannah or 8' Standard) top rail
- Kit contains top and bottom rail components, all hardware, and accessories
- Balusters sold separately 18 per carton (enough for 8' section)
- Can be used for stair rails
- How to order
  - Choose rail kit (Savannah or Standard)
  - Select baluster design (1 1/4" Square, 1 1/2" Square, and 1 1/2" Turned) and height (32" or 36")

## 3. INDIVIDUAL COMPONENTS

- Build your own design
- Mix and match components
- For a complete rail system you will need the following;
  - Top rail – standard or savannah
  - Top insert – wood or aluminum, 8', 10', 12'
  - Balusters – 28 7/8", 32", 36" and 10' (Balusters may need to be trimmed for desired rail height)
  - Bottom rail
  - Bottom insert – wood or aluminum, 8', 10', 12'
  - Support block
  - Fastening kit



	1-1/4" Square	1-1/2" Square	1-1/4" Deck	1-1/2" Deck	1-1/2" Turned	3/4" Alum. White
color	white	white	white	white	white	white
Standard	x	x	x	x	x	
Savannah	x	x	x	x	x	
Trillum		x		x		
Pennington		x		x		
View Rail	x	x	x	x	x	
Outerbanks	x	x	x	x	x	
Coastal		x		x		x